



District Report Card: 2017


State: Andhra Pradesh	District: Kadapa
Class: 5	Subject: Language
Schools: 52	Students: 798


Participation/Coverage


Students

GENDER 	Boys		Girls	
	Number	%	Number	%
	365	45.74	433	54.26

AREA 	Rural		Urban	
	Number	%	Number	%
	565	70.80	233	29.20

CATEGORY 	SC		ST		OBC		GEN	
	Number	%	Number	%	Number	%	Number	%
	285	35.71	29	3.63	362	45.36	122	15.29

CWSN 	LD	VI	HI	S&LD	ID	Oth
	1	0	1	2	0	11

Management 	Government		Government-aided	
	Number	%	Number	%
	740	92.73	58	7.27

Average Performance of Students in Language (%)

Overall	Gender		Area		Management		Social Group			
	Male	Female	Rural	Urban	Govt.	Aided	SC	ST	OBC	GEN
74.59	73.46	75.55	75.02	73.56	74.10	80.92	72.84	76.55	75.78	74.70

Performance on Learning Outcomes (LOs)

Learning Outcomes	Description	Average Performance(%)
L504	Reads and comprehends independently storybooks, news items/ headlines, advertisements etc.	72.86
L508	Reads text with comprehension, locates details and sequence of events	75.46

Range of Performance of Students who Answered Correctly							
Below 30%		30% - 50%		50% - 75%		Above 75%	
Number	%	Number	%	Number	%	Number	%
16	2.01	60	7.52	310	38.85	412	51.63

Lowest Performing Learning Outcomes (LOs)

- 1 - Reads and comprehends independently storybooks, news items/ headlines, advertisements etc. (72.86)
- 2 - Reads text with comprehension, locates details and sequence of events (75.46)